
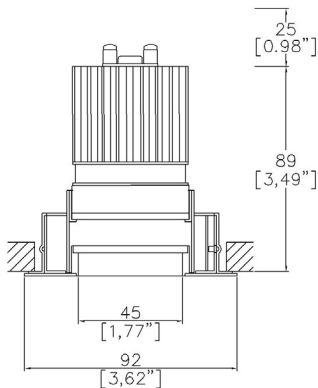


ProSpex Edge90 Fixed

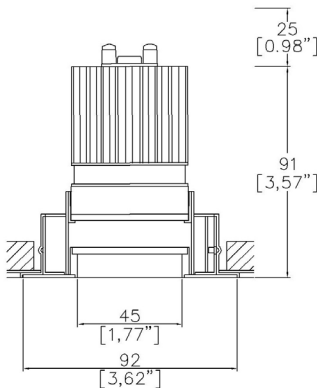
TM65.2	13kgCO2e
TM66	2.3 CEAM



92mm (3.62”) overall diameter. Edge baffle to ensure aperture is glare free and for a professional look. Available with standard trim kit or plaster-in kit for flush appearance. Family of matching products also available.



91413-F-LED + 9000-PBZ
Cut-out Ø83mm
Trim kit
Required depth height+25mm^



91413-F-LED + 9000-PCZ
Cut-out Ø83mm
Seamless flush appearance
Required depth height+25mm^

LED Source	LED51/3	LED51/3	LED51/3	LED51/3
CCT	3000K	3000K	3000K	3000K
Drive Current	350mA	350mA	350mA	350mA
Power inc Driver	14.8W	14.8W	14.8W	14.8W
Beam Angle	SP (12°)	MF (19°)	FL (30°)	WFL (52°)
Delivered Lumens	904	924	1082	1044
Delivered Intensisty cd	12918	6903	3976	1540
Efficacy lm/w	61	62	73	70
Forward Volt	36V	36V	36V	36V
CRI	≥90 CRI	≥90 CRI	≥90 CRI	≥90 CRI

Apply these factors to 3000K for lumen output of other CCTs: 2200K x 0.65 / 2400K x 0.69 / 2700K x 0.98 / 4000K x 1.02.

Project Ref: _____ Location Ref: _____

Fixture Order Code:

91413-F-LED

 - -

Fixture
91413-F-LED Edge90 Fixed with LED51

Finish
WH White RAL 9010
BK Black RAL 9005
RAL* Custom RAL Colour*
ABR1 Antique Brass
ABZ1 Antique Bronze
PCH1 Polished Chrome
PNK1 Polished Nickel
PBR1 Polished Brass

IP Rating
(Blank) IP20
54 IP54
65 IP65

Installation Order Code:

Installation
9000-PBZ Trim kit for trimmed appearance
9000-PCZ Plaster-kit for seamless flush appearance



Module Order Code:

LED51/3

 - -

LED
LED51/3 LED50 ONE GEN 3

CCT
22 (3) 90 CRI 2200K
24 (3) 90 CRI 2400K
27 90 CRI 2700K
30 90 CRI 3000K
40 (3) 90 CRI 4000K

Beam
SP Spot
MF Medium Flood
FL Flood
WFL Wide Flood

(3) contact Lucent for availability

Driver Options:

Protocol
S Non-Dim
A Analogue (0-10v)
P Phase
D DALI
B Bluetooth**

Emergency Options:

Emergency
E Maintained 3hr Emergency
ED Maintained 3hr DALI Self Test
ES Maintained 3hr Self Test

Finish selection



Antique Brass



Antique Bronze



Polished Brass



Polished Nickel



Polished Chrome

Accessories



Honeycomb Louvre



Diffusing Lens



Frosted Lens



Heavy Spread Lens



Linear Spread Lens

Accessories Order Code:

- Louvre/Lens
- LL45

LLDF

LLFR

LLLS

LLHS
- Honeycomb Louvre

Diffusing Lens

Frosted Lens

Linear Spread Lens

Heavy Spread Lens

Technical Details

*Custom RAL code must be specified. Custom RAL colours can increase prices and lead times

Dimming. Whilst Lucent can offer the majority of its luminaires with various dimming options, it remains the responsibility of the specifier/installer to check and ensure compatibility of any control equipment used. Additional cabling may be required depending on the dimming protocol specified.

**Bluetooth (wireless) is the communication method. The exact dimming protocol must be confirmed to allow the selection of suitable drivers or bluetooth devices.

^ Depth indicated is the minimum recess depth for the luminaire with a remote mounted LED driver. Installing a driver through either the luminaire cut-out or installation kit may require additional recess depth, please refer to the relevant luminaire installation instructions for further details.Data correct at time of publishing

First Fix Requirement. Luminaire comprised of fixture body with ceiling trim and installation kit, which is to be fitted into the ceiling once finished. Ensure correct alignment of the installation kit before final assembly (see luminaire instllation instructions for details)

IP Rating. Tested from underside of the ceiling

Note that the picture of the finishes provided is for illustrative purposes only. The finishes may vary in colour, texture and appearance. Contact Lucent lighting Ltd for more information.

It is the policy of Lucent Lighting to continually review and improve its products and therefore reserve the right to change any details of product or withdraw specifications without prior notice.

Luminaires designed to comply with EN60598 and all other standards.

This specification sheet superseded all previous versions.

All intellectual property rights pertaining to the product described above and to this document are owned by or licensed to Lucent Lighting Ltd.

We reserve the right to take whatever action is necessary to protect those intellectual property rights.

Please notify Lucent Lighting Ltd of any inaccuracies immediately. E&OE